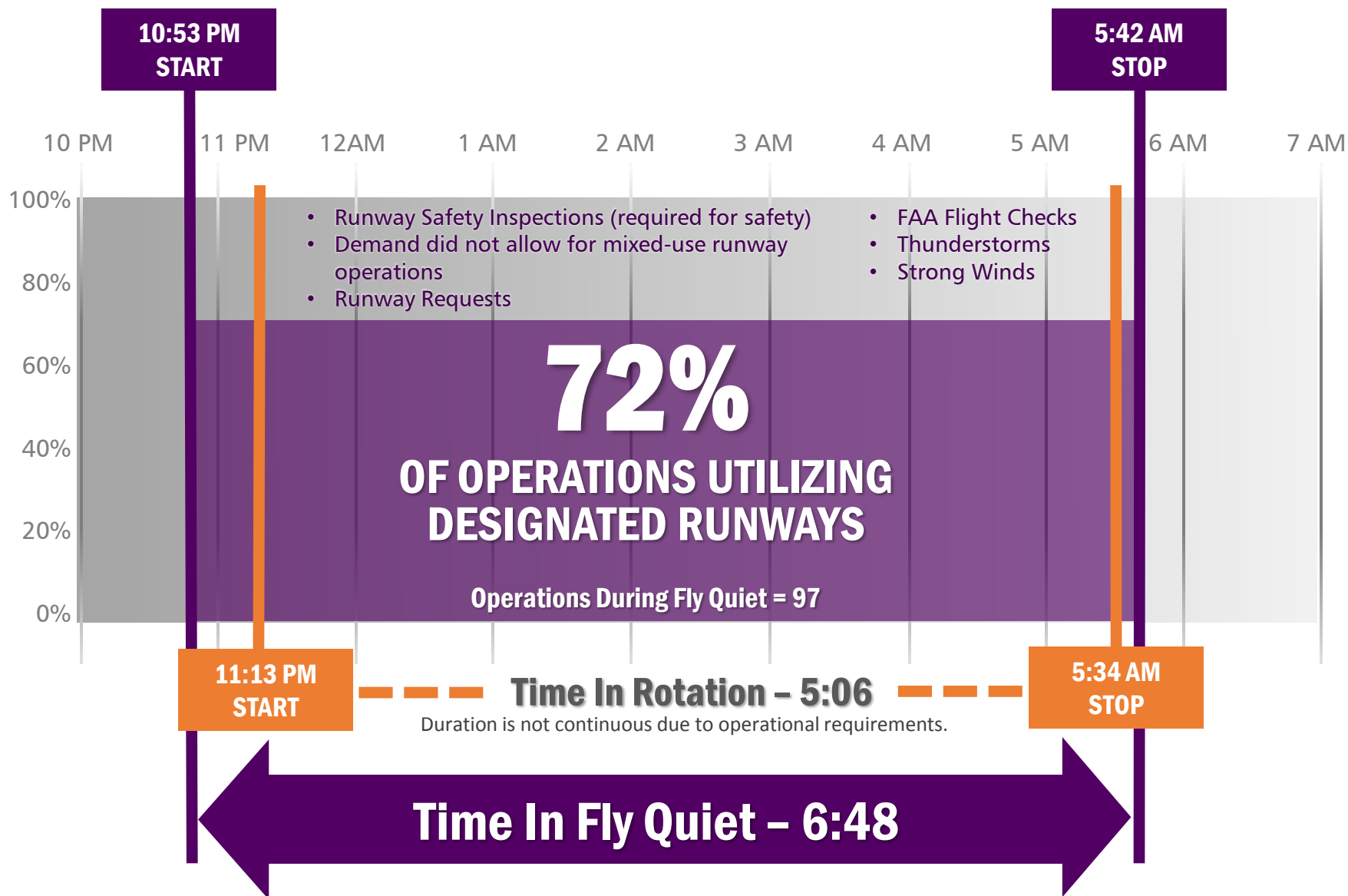


FLY QUIET SUMMARY

JULY 6 – SEPTEMBER 24, 2016 (12 Weeks)



Note: Values above represent the average for time period.

FLY QUIET RUNWAY ROTATION TEST HIGHLIGHTS

WEEKS 1 - 12

	<u>MIN</u>	<u>AVG</u>	<u>MAX</u>
1. Fly Quiet Start:	10:00 PM	10:53 PM	2:12 AM
2. Fly Quiet Stop:	5:25 AM	5:42 AM	6:07 AM
3. Rotation Start:	--	11:13 PM	--
4. Rotation Stop:	--	5:34 AM	--
5. Nights in Rotation:	78/81 nights		
6. Longest Duration of Rotation:	7:27		
7. Operations on Primary Runways:	59%		
8. Operations on Secondary Runways:	13%		
9. Wide-body operations on runways less than 10,000 feet:	41%		

Note: Time in Fly Quiet is Fly Quiet Mode (FQM)

Runway Use Report

Chicago O'Hare International Airport

Period: Night of July 6 through night of September 24, 2016

Fly Quiet Mode



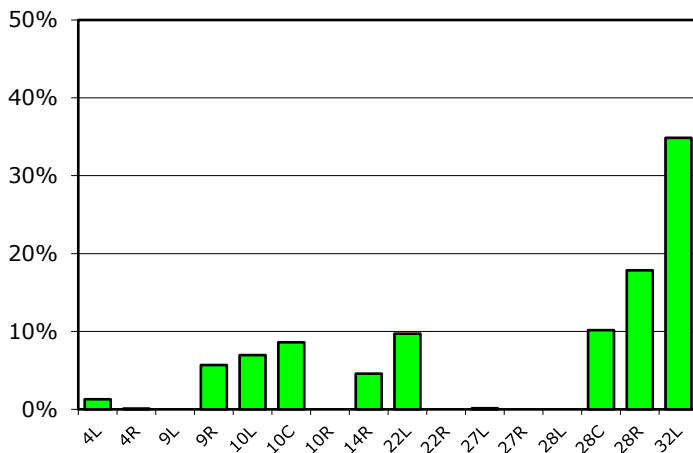
Runway Use

Source: Airport Noise Management System (ANMS)

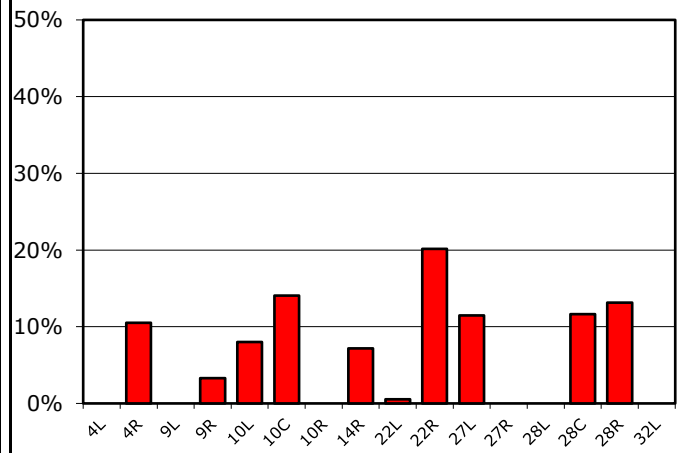
Runway Utilization

	4L	4R	9L	9R	10L	10C	10R	14R	22L	22R	27L	27R	28L	28C	28R	32L
Average Daily Operations																
Departures	1	0	0	2	3	4	0	2	4	0	0	0	0	4	7	14
Arrivals	0	6	0	2	4	8	0	4	0	11	6	0	0	6	7	n/a
Percentage Utilization																
Departures	1%	0%	0%	6%	7%	9%	0%	5%	10%	0%	0%	0%	0%	10%	18%	35%
Arrivals	0%	11%	0%	3%	8%	14%	0%	7%	1%	20%	11%	0%	0%	12%	13%	n/a

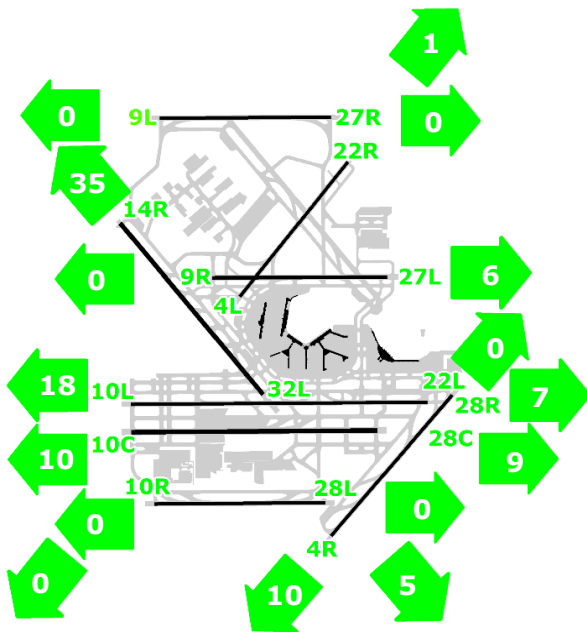
Departures



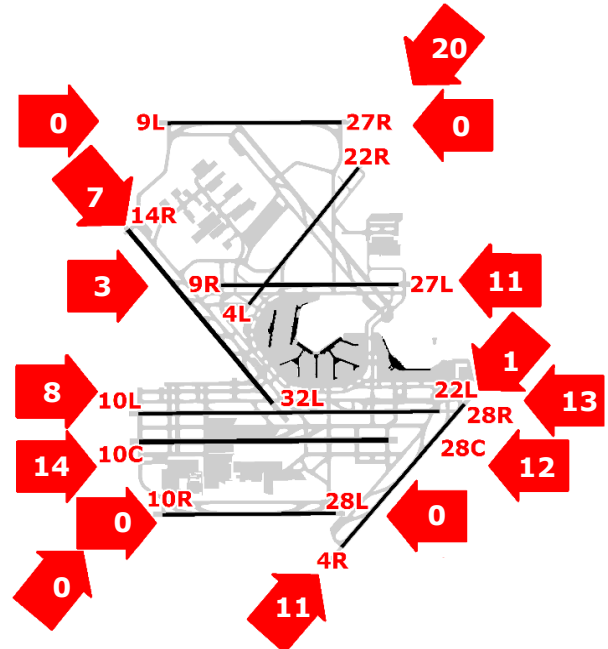
Arrivals



Percentage Departure Utilization

























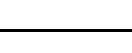
Percentage Arrival Utilization



Aircraft Fleet Mix Report

Chicago O'Hare International Airport
 Period: Night of July 6 through night of September 24, 2016
 Fly Quiet Mode



Aircraft	Average Operations Per Day (Rotation Test)	Percentage of Total (Rotation Test)	Percentage of Total
Regional Aircraft			
 CRJ200/700/900	4	4.1%	
 E135/E145	4	4.1%	
 E170	4	4.1%	
 E190	1	0.0%	
 C208	0	0.0%	
Subtotal	13	12.4%	
Narrow-Body Aircraft			
 A319/320/321	20	20.6%	
 B717	0	0.0%	
 B737	31	32.0%	
 B757	5	5.2%	
 MD80	1	1.0%	
 MD90	0	0.0%	
Subtotal	57	58.8%	
Wide-Body Aircraft			
 A300	2	2.1%	
 A330	0	0.0%	
 A340	0	0.0%	
 B747	11	11.3%	
 B767	2	2.1%	
 B777	7	7.2%	
 B787	0	0.0%	
 DC10	3	3.1%	
 MD11	1	1.0%	
Subtotal	26	26.8%	
General Aviation	1	1.0%	
Total	97	100%	

Airline Summary

























Chicago O'Hare International Airport

Period: Night of July 6 through night of September 24, 2016

Fly Quiet



Airline	Arrivals	Departures	Total
United Airlines	1,466	678	2,144
American Airlines	760	491	1,251
Spirit Airlines	312	139	451
FedEx	228	163	391
AeroMexico	185	150	335
Frontier Airlines	186	55	241
UPS	153	86	239
Envoy Air	91	144	235
Sky West Aviation	57	139	196
Asiana Airlines	50	128	178
United Express/ASA	78	82	160
Republic Airlines	50	94	144
Korean Air Lines	62	68	130
Delta Air Lines	95	29	124
Cargolux Airlines	60	54	114
Nippon Cargo Airlines	14	83	97
Atlas Air	31	64	95
United Express/Shuttle America	28	66	94
Alaska Airlines	68	25	93
AirBridge Cargo Airlines	32	55	87
Air China Cargo	37	48	85
Qatar Airways	33	47	80
Cathay Pacific Airways	16	55	71
Copa Airlines	71	--	71
Emirates	20	46	66
United Express/Trans States	35	29	64
Unknown	37	26	63
Virgin America	61	1	62
United Express/Gojet	23	36	59
Lufthansa	1	57	58
JetBlue Airways	35	10	45
Qantas Airways	17	24	41
Lufthansa Cargo	15	19	34
AeroUnion	11	9	20
Kalitta Air	11	9	20
Finnair	--	17	17
Polar Air Cargo	14	2	16
PSA Airlines	4	12	16
Scandinavian Airlines	--	15	15
Netjets	8	6	14
Eva Airways	5	8	13
Aerologic	--	12	12
China Cargo Airlines	4	8	12
Sky Regional Airlines	3	8	11
Yangtze River Express Airlines	3	8	11
LOT	2	8	10
Air Canada	7	2	9
Air France	1	8	9
China Airlines	7	2	9
Delta Connection	5	1	6

Airline	Arrivals	Departures	Total
British Airways 	--	4	4
America West Airlines 	1	2	3
National Air Cargo 	2	1	3
Turkish Airlines 	--	3	3
All Nippon Airways 	--	2	2
Aviation Advisor 	1	1	2
Bombardier Business Jet Solutions 	2	--	2
Flight Options 	1	1	2
FitPlan 	1	1	2
Kalitta Charters 	1	1	2
Netjets/Executive Jet Management 	1	1	2
Royal Jordanian 	--	2	2
United Express/Mesa 	1	1	2
Volaris 	2	--	2
Worldwide Jet Charter 	1	1	2
Xtra Airways 	2	--	2
Deere and Company 	1	--	1
Delta Private Jets 	1	--	1
Eastern Airlines 	1	--	1
Gama Aviation 	1	--	1
Iberia Airlines 	--	1	1
Longtail Aviation 	1	--	1
Royal Jet 	--	1	1
WestJet Airlines 	--	1	1
Total	74	3,350	7,863

Carrier Category	Percent of Total
United & American	46%
Other Domestic	22%
Other International	15%
Dedicated Cargo	16%
General Aviation	1%
Total	100%

O'Hare International Airport









**Average Fly Quiet Mode
Aircraft Noise Events**

July 6, 2016 through September 24, 2016

City of Chicago
Rahm Emanuel, Mayor

Department of Aviation
Ginger S. Evans, Commissioner

Legend

-  Existing RMT Sites (33)
- Events 85dB and greater

- Events 65dB and greater

-  Existing Runways
-  Existing Runway to be Decommissioned
-  Future Runways
-  OMP Build Out Noise Contour (Measured in DNL - Day/Night Average Sound Level)
-  Community Boundaries

